



### District Report Card: 2017


|                     |                         |
|---------------------|-------------------------|
| <b>State:</b> Bihar | <b>District:</b> Purnia |
| <b>Class:</b> 3     | <b>Subject:</b> EVS     |
| <b>Schools:</b> 59  | <b>Students:</b> 1259   |


### Participation/Coverage


#### Students

|  |        |  |       |  |        |  |       |  |
|--|--------|--|-------|--|--------|--|-------|--|
| <div>GENDER</div> <div></div> | Boys   |  |       |  | Girls  |  |       |  |
|  | Number |  | %     |  | Number |  | %     |  |
|  | 588    |  | 46.70 |  | 671    |  | 53.30 |  |

|   |        |  |       |  |        |  |      |  |
|---|--------|--|-------|--|--------|--|------|--|
| <div>AREA</div> <div></div> | Rural  |  |       |  | Urban  |  |      |  |
|   | Number |  | %     |  | Number |  | %    |  |
|   | 1170   |  | 92.93 |  | 89     |  | 7.07 |  |

|  |        |       |        |      |        |       |        |      |
|--|--------|-------|--------|------|--------|-------|--------|------|
| <div>CATEGORY</div> <div></div> | SC     |       | ST     |      | OBC    |       | GEN    |      |
|  | Number | %     | Number | %    | Number | %     | Number | %    |
|  | 221    | 17.55 | 46     | 3.65 | 904    | 71.80 | 88     | 6.99 |

|  |    |    |    |      |    |     |
|--|----|----|----|------|----|-----|
| <div>CWSN</div> <div></div> | LD | VI | HI | S&LD | ID | Oth |
|  | 1  | 0  | 0  | 1    | 1  | 0   |

|  |            |  |        |                  |  |      |
|--|------------|--|--------|------------------|--|------|
| <div>Management</div> <div></div> | Government |  |        | Government-aided |  |      |
|  | Number     |  | %      | Number           |  | %    |
|  | 1259       |  | 100.00 | 0                |  | 0.00 |

### Average Performance of Students in EVS (%)

| Overall | Gender |        | Area  |       | Management |       | Social Group |       |       |       |
|---------|--------|--------|-------|-------|------------|-------|--------------|-------|-------|-------|
|         | Male   | Female | Rural | Urban | Govt.      | Aided | SC           | ST    | OBC   | GEN   |
| 61.69   | 62.60  | 60.90  | 61.15 | 68.84 | 61.69      | 0.00  | 59.82        | 69.28 | 60.63 | 73.33 |

## Performance on Learning Outcomes (LOs)

| Learning Outcomes | Description   | Average Performance(%) |
|-------------------|---|------------------------|
| E302              | Identifies simple features (e.g. movement, at places found/ kept, eating habits, sounds) of animals and birds in the immediate surroundings.  | 51.23                  |
| E303              | Identifies relationships with and among family members  | 62.60                  |
| E304              | Identifies objects, signs (vessels, stoves, transport, means of communication, transport, signboards etc.), places (types of houses/shelters, bus stand, petrol pump etc.) activities (works people do, cooking processes, etc.) at home/school/neighborhoods | 63.03                  |
| E305              | Describes need of food for people of different age groups, animals/birds, availability of food and water and use of water at home and surroundings  | 67.28                  |
| E307              | Groups objects, birds, animals, features, activities according to differences/similarities using different senses. (e.g. appearance/place of living/ food/ movement/ likes-dislikes/ any other features)  | 66.20                  |
| E309              | Identifies directions, location of objects/places in simple maps using signs/symbols/verbally   | 48.93                  |
| E310              | Guesses properties, estimates quantities of materials/activities in daily life and verifies using symbols/non-standard units  | 70.53                  |
| E311              | Records observations, experiences, information on objects/activities/places visited in different ways and predicts patterns etc.  | 46.23                  |
| E313              | Observes rules in games (local, indoor, outdoor)  | 34.43                  |
| E314              | Voices opinion on good/bad touch , stereotypes for tasks/play/food in family w.r.t gender, misuse/wastage of food and water in family and school.   | 67.28                  |

| Range of Performance of Students who Answered Correctly |       |           |       |           |       |           |       |
|---|-------|-----------|-------|-----------|-------|-----------|-------|
| Below 30%   |       | 30% - 50% |       | 50% - 75% |       | Above 75% |       |
| Number  | %     | Number    | %     | Number    | %     | Number    | %     |
| 175   | 13.90 | 215       | 17.08 | 432       | 34.31 | 437       | 34.71 |

## Lowest Performing Learning Outcomes (LOs)

1 - Observes rules in games (local, indoor, outdoor) (34.43)

2 - Records observations, experiences, information on objects/activities/places visited in different ways and predicts patterns etc. (46.23)

3 - Identifies directions, location of objects/places in simple maps using signs/symbols/verbally (48.93)

4 - Identifies simple features (e.g. movement, at places found/ kept, eating habits, sounds) of animals and birds in the immediate surroundings. (51.23)

5 - Identifies relationships with and among family members (62.60)